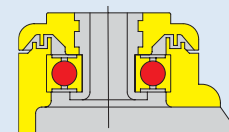


MAXIMA

SERIE H

SUPPORTO NYLON GRIGIO SETA RAL 7044
 GREY SILK POLYAMIDE CASTOR RAL 7044



PORTATA - LOAD CAPACITY **Kg. 90 - 120**

Ruota in gomma grigia antitraccia scorrevole su cuscinetti a sfere a tenuta stagna DIN 625. Disponibile anche con ruota in poliuretano. Supporto stampato in nylon fibra di vetro girevole su cuscinetto a sfere di precisione DIN 625 2RS a tenuta stagna. Colore grigio seta RAL 7044.

Ruote sciolte vedi pag. 154
 156

Grey rubber tyre non-marking on water proof original ball bearing DIN 625. Available also with non marking polyurethane wheel. Moulded fiber glass polyamide housing swivel on water proof precision ball bearing DIN 625 2RS. Grey silk colour RAL 7044.

Wheels only see pag. 154
 156



**RUOTA GIREVOLE
 SWIVEL CASTOR**



ART.



**FRENO TOTALE
 WHEEL BRAKE**




ART.




**FRENO DIREZIONALE
 DIRECTIONAL LOCK**



ART.

	mm	mm		mm	mm	Kg. (da N)				
RUOTA IN GOMMA GRIGIA ANTITRACCIA NON-MARKING GREY RUBBER TYRE 	100	32		145	38	90		H17SGFS100*	H47SGFS100*	H87SGFS100*
	125	32		165	47	100		H17SGFS125*	H47SGFS125*	H87SGFS125*
	150	32		195	49	120		H17SGFS150*	H47SGFS150*	H87SGFS150*
	200	32		251	67	120		H17SGFS200*	H47SGFS200*	H87SGFS200*







RUOTA IN POLIURETANO GRIGIO ANTITRACCIA NON-MARKING POLYURETHANE TYRE 	100	32		145	38	100		H17SDNS100*	H47SDNS100*	H87SDNS100*
	125	32		165	47	100		H17SDNS125*	H47SDNS125*	H87SDNS125*
	150	32		195	49	120		H17SDNS150*	H47SDNS150*	H87SDNS150*
	200	32		251	67	120		H17SDNS200*	H47SDNS200*	H87SDNS200*

Indicare la misura di fissaggio richiesta Es. H17SGFS125FB1

Please indicate the requires size of fitting Es. H17SGFS125FB1

***SISTEMI DI ATTACCO *TYPE OF FITTINGS**

***SISTEMI DI ATTACCO *TYPE OF FITTINGS**

 <p>FORO PASSANTE BOLT HOLE Q12 - Ø12</p> <p>FORO FILETTATO THREADED HOLE QM10 - M10 QM12 - M12</p>	 <p>ATTACCO FILETTATO THREADED STEM</p> <p>FB1 - M10x20 FB3 - M12x20</p>	 <p>ESPANSORE ZAMA ALU EXPANDER</p> <p>EBZ1 - Ø17-18,5 EBZ2 - Ø19-21,5 EBZ3 - Ø22-23,5 EBZ4 - Ø24-27,5 EBZ6 - Ø28-32 EBZ7 - Ø20-20</p>	 <p>ESPANSORE IN NYLON POLYAMIDE EXPANDER</p> <p>EBN2 - Ø19-20 EBN3 - Ø20,5-22 EBN4 - Ø22-24 EBN5 - Ø25-26</p>	 <p>ATTACCO CILINDRICO STEEL STEM</p> <p>C2 - Ø19x45 C3 - Ø20,5x45 C4 - Ø21,5x45 C5 - Ø22x45 C7 - Ø25,5x45 C8 - Ø27,5x45</p>	 <p>PIASTRA PLATE</p> <table border="1"> <thead> <tr> <th></th> <th>AxB</th> <th>axb</th> <th>G</th> </tr> </thead> <tbody> <tr> <td>PQ</td> <td>80x80</td> <td>60x60</td> <td>Ø8,5</td> </tr> <tr> <td>PR</td> <td>90x70</td> <td>70x50</td> <td>Ø8,5</td> </tr> <tr> <td>PD</td> <td>77x67</td> <td>60x50</td> <td>Ø8,5</td> </tr> </tbody> </table>		AxB	axb	G	PQ	80x80	60x60	Ø8,5	PR	90x70	70x50	Ø8,5	PD	77x67	60x50	Ø8,5
	AxB	axb	G																		
PQ	80x80	60x60	Ø8,5																		
PR	90x70	70x50	Ø8,5																		
PD	77x67	60x50	Ø8,5																		