







































PAIRED POLYAMIDE 6 FURNITURE WHEELS

											
									COD.		COD.
60	42	86	48x48	34x34	6	74	30	0.13	 347403*	0.14	 342103*
75	48	102	48x48	34x34	6	87	30	0.16	 347404*	0.19	 342104*
100	57	127	60x60	42x42	6	115	40	0.51	 347405*	0.53	 342105*



											
									COD.		COD.
60	42	93	M10	15	CHIAVE12	74	30	0.09	 342203*	0.10	 342303*
75	48	102	M10	15	CHIAVE12	87	30	0.12	 342204*	0.13	 342304*
100	57	127	M10	15	CHIAVE15	115	40	0.54	 342205*	0.57	 342305*